


plant a **DUO**

*... fantastic space saving ideas
for your home garden*

White cherry




Red apple




Dark cherry



Green apple



Fine textured pear



Yellow peach



Coarse textured pear



White nectarine



What IS A 'DUO' OR A 'TRIO'

These are simply terms used to signify the planting of two or three trees in the same hole.

Apples, cherries, almonds, apricots, nectarines, peaches, pears and plums are all successful when grown as a 'Duo' or 'Trio'.

Planting a 'Duo' or a 'Trio' gives you the advantage of having two or three times the amount and variety of fruit. And you'll have covered the cross-pollination requirement of having to plant two trees, when you only had the space for one tree. Extra trees can also lengthen the harvest time for your home orchard.

Trees chosen for planting as a 'Duo' and 'Trio' grow on their own root system and are not at risk of being dominated by a stronger growing cultivar, as is possible with multi-grafted trees. Each tree will also have its own growth habit, which may be noticeable, but should not cause concern. An example is a 'Duo' planting of Pink Lady™ and 'Granny Smith' apples. Pink Lady™ apple has moderate vigour with a spreading habit, whereas 'Granny Smith' is a vigorous and more upright growing tree.

Each will make its own way and be very happy growing in the same spot as its counterpart.



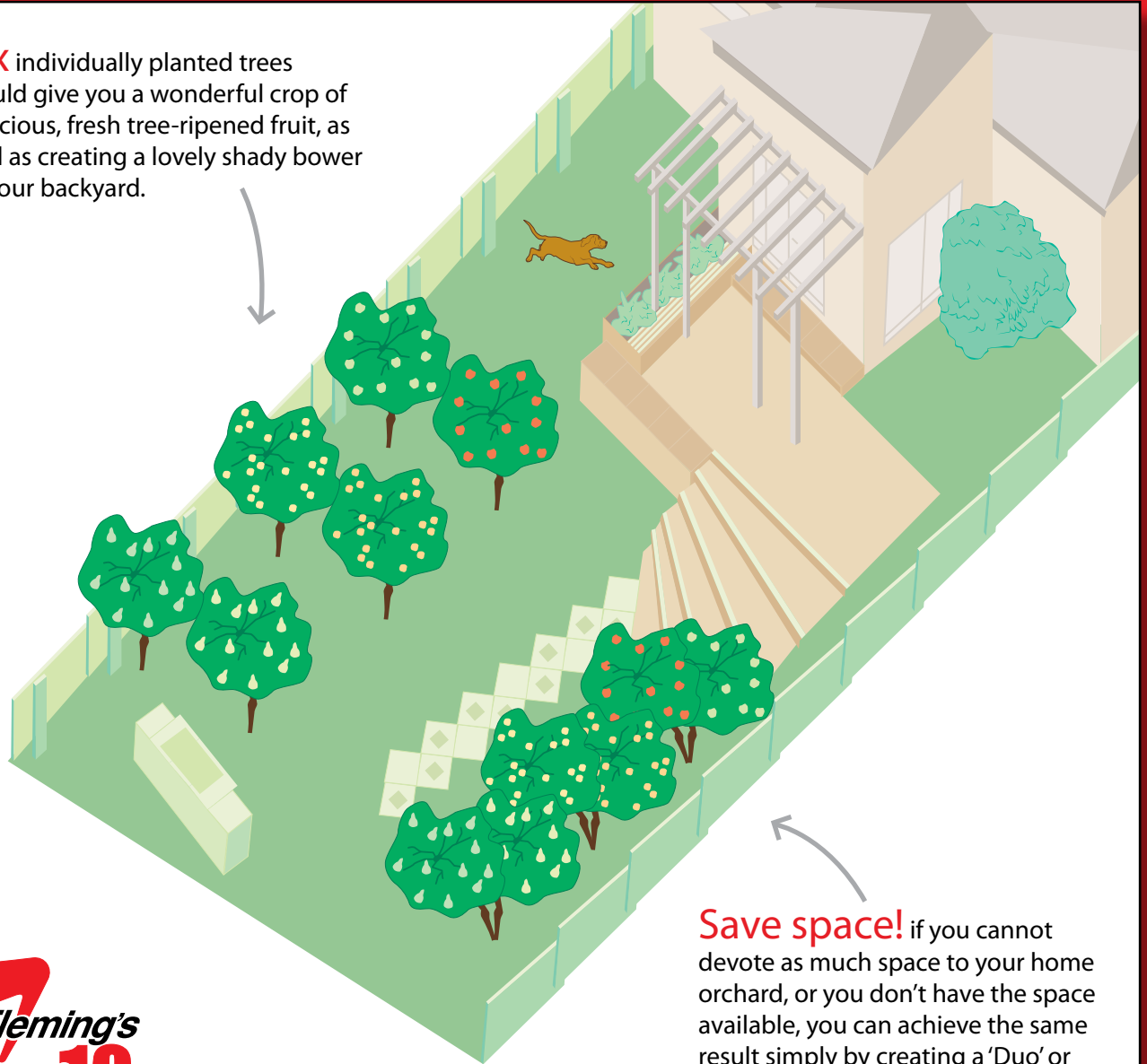
A PAIR OF PEARS PLANTED AS A 'DUO'

'Beurre Bosc' and
'Packham's Triumph'.

Remember! for cross-pollination purposes, compatible fruit types must be planted together, ie: apple + apple
pear + pear
plum + plum
cherry + cherry.

AN EXAMPLE OF *Achieving* THE BEST RESULTS USING A 3-SPACE PLANTING IN YOUR HOME GARDEN.

Six individually planted trees would give you a wonderful crop of delicious, fresh tree-ripened fruit, as well as creating a lovely shady bower in your backyard.



Save space! if you cannot devote as much space to your home orchard, or you don't have the space available, you can achieve the same result simply by creating a 'Duo' or 'Trio' planting system.

7
Fleming's
top10
trees

See all the trees at
www.flemings.com.au

Planting 'DUOS' (OR 'TRIOS')

Plant your two (or three) trees about 150mm (six inches) apart in the one hole, in exactly the same way you would plant a single tree. Be sure to pack the soil around the roots so there are no air pockets. Ensure soil moisture is maintained until trees are well established.

Pruning 'DUOS' (OR 'TRIOS')

Modern orchard practices now advocate minimal pruning of fruit trees. It is recommended that if a branch of one tree interferes with branches of the other tree then it should be removed. Pruning 'Duos' or 'Trios' can generally be carried out in a similar fashion to that used with a single tree.



Unpruned



After pruning

Cross-POLLINATION

...is important. Apples, pears, plums, and some cherries need cross-pollination to form fruit. Two compatible cultivars of a fruit type must be planted in close proximity to one another.

A chart covering cross-pollination requirements of Fleming's quality trees can be downloaded at:

www.flemings.com.au

See all the trees at
www.flemings.com.au

Fleming's Top 10 Trees is your personal tree consultant!

So many of us want to plant trees but where do we start? To make the decision process simple, we at Fleming's have put together our Top 10 Trees. Fleming's Top 10 Trees groups trees into ranges to suit any garden or specification.

www.flemings.com.au

plant a **DUO** . . . *fantastic space saving ideas for your home garden*



Your Garden Centre is:



PLANT A DUO FRUIT TREE SPACER

Simply plant two or three trees in the same planting hole with 150mm between the trunks at ground level

HAVE MORE FRUIT • USE LESS SPACE • LONGER SEASON



150 mm